

SELF-STABILIZING™ (SS) HAND TRUCK



*Look inside to find out how
I stand alone from the rest!*

SS™ HAND TRUCK

Features



FULLY SUPPORTED ROTATION

allows easy maneuverability in confined spaces.



Integrated kick stand holds the SS in an upright position when loading, or when a load is not present.

EASY NAVIGATION

frees up hands to deal with doorways and elevators.

SS™ HAND TRUCK VS. TRADITIONAL HAND TRUCK

	BREAK-BACK	LOAD SUPPORT	CURBS & OBSTRUCTIONS
SS HAND TRUCK	<p>Easier break-back effort And no need to support load when stationary.</p>	<p>Reduced effort The SS carries the load, not the operator.</p>	<p>Elevate rather than lift Up curbs or over obstructions without reversing.</p>
HAND TRUCK	<p>Need to break-back loads at multiple stop points.</p>	<p>Requires constant operator input to maintain load balance exerting strain and effort.</p>	<p>Operator exerts maximum effort to reverse and pull load up and over curb.</p>

SELF-STABILIZING™ (SS™) HAND TRUCK

Improves both ergonomic safety and productivity and delivers immediate ROI.



Watch the
SS™ Hand Truck
in action.



SS™ HAND TRUCK

Frames

ALL ALUMINUM



P/N	M/N	HT.(IN.)	WT.(LBS.)
300001	1	39	6.0

Straight back with 1-1/4" cross braces.



P/N	M/N	HT.(IN.)	WT.(LBS.)
302653	C	39	6.5
300042	8	52	8.5

Straight back with 2-1/4" cross braces.

- Bolted cross braces are up to 10 times more rigid and over twice as strong as riveted braces due to custom engineered internal rib structure
- Trilobular, thread locking screws exceed IFI locking standards encompassing extreme resistance to vibrational loosening
- Resilient aluminum design has a unique combination of high strength and low weight
- Bolted modular frame construction offers increased repairability compared to riveted frame construction

ALUMINUM W/MOLDED CROSS BRACES



P/N	M/N	HT.(IN.)	WT.(LBS.)
300021	5	39	5.0
303113	Q	52	7.0

Curved back with 1-1/4" cross braces.



P/N	M/N	HT.(IN.)	WT.(LBS.)
300032	6	39	5.0
300105	7	39	5.5

Combination straight and curved with 1-1/4" cross braces.

VERTICAL STRAP OPTIONS



BOLT-ON VERTICAL STRAP

ALUMINUM CROSS BRACES			
P/N	FRAME HT.(IN.)	WT.(LBS.)	for Frame P/N
86350	39	1.0	300001
86351	39	1.0	302653
86355	52	1.5	300042

MOLDED CROSS BRACES

P/N	FRAME HT.(IN.)	WT.(LBS.)	for Frame P/N
86352	39	1.0	300021
86356	52	1.0	303113

All Magliner hand trucks have a 500 pound capacity unless otherwise stated.

HORIZONTAL LOOP



P/N	M/N	WT.(LBS.)
301000	11	1.0

Standard loop.



P/N	M/N	WT.(LBS.)
30100	12	1.5

Standard loop with universal brace.



P/N	M/N	WT.(LBS.)
301008	19	1.5

Standard loop with vinyl sleeve.



P/N	M/N	WT.(LBS.)
30102	22	2.0

Standard loop with vinyl sleeve and universal brace.



P/N	M/N	WT.(LBS.)
301005	18	1.0

Angled standard loop (3" higher).



P/N	M/N	WT.(LBS.)
301001	24	1.0

Standard loop with straight top.

VERTICAL LOOP



P/N	M/N	H"	WT.(LBS.)
300981	15A	52	2.35
300990	15A	52	2.35
300978	15C	60	3.5
300977	15C	60	3.5

Welded vertical loop.



P/N	M/N	H"	WT.(LBS.)
300994	60	52	2.0
300995	60	52	2.0

Welded vertical loop.

SINGLE GRIP



P/N	M/N	H"	WT.(LBS.)
301126	13B	55	3.0
301127	13C	60	3.3

Welded pistol grip.



P/N	M/N	H"	WT.(LBS.)
301004	17	52	2.0

Welded pistol grip.

DOUBLE GRIP



P/N	M/N	WT.(LBS.)
86031	16	2.0

Bolted double grip with universal brace.



P/N	M/N	H"	WT.(LBS.)
301137	30	52	2.5

Welded double grip.

DOUBLE LOOP



P/N	M/N	H"	WT.(LBS.)
301115	25B	55	3.0
301119	25C	62	3.3

Welded double loop.



P/N	M/N	H"	WT.(LBS.)
302297	35B	55	3.0

Welded double loop.

SS™ HAND TRUCK

Noses

DIE-CAST



P/N	M/N	W"	D"	WT.(LBS.)
300200	AA	14	7-½	4.0
300196	HA	14	12	5.0
300201	UA	18	7-½	5.0

Designed with aluminum alloys chosen for high strength and corrosion resistance.

Designed using either aluminum or magnesium alloys chosen for high strength and corrosion resistance. Aluminum is more rigid and best suited for moderate to mild climates. Magnesium is lighter than aluminum, more flexible and is the best option in cold climates or freezer deliveries.

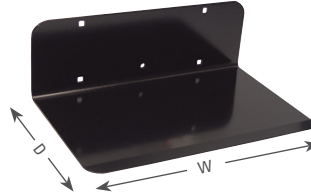
EXTRUDED ALUMINUM



P/N	M/N	W"	D"	WT.(LBS.)
300254	E2	14	9	5.0
300248	G2	18	9	6.0
300203	K1	16	12	7.0
300215	K2	20	12	8.5

6000 series alloy designed with a tapered profile and leading edge for ease of use and maximum strength to weight ratio.

STEEL



P/N	M/N	W"	D"	WT.(LBS.)
300554	E4	14	9	10.5
300548	G4	18	9	13.5

High strength, low alloy powder coated steel with machined edge for easily sliding under loads.

Rotacaster®

Non-marking multi-directional polyurethane rollers with sealed bearing and two-piece bushing, sonically welded resulting in a monolithic structure.



P/N	D"	WT.(LBS.)
130502	5	0.75

Double row configuration is best used in controlled commercial environments: warehouse, office, in-store, etc.




P/N	D"	WT.(LBS.)
130503	5	1.0

Triple row configuration is durable and robust enough for industrial environments: route delivery, uneven terrain, outdoor use, etc.


* Rotacaster is a registered trademark of Rotacaster Wheel Ltd. Corporation.

SOLID RUBBER




P/N	M/N	D"	WT.(LBS.)
10815	815	8	2.5

Mold-on rubber on die-cast hub with semi-precision bearings.



P/N	M/N	D"	WT.(LBS.)
11825	825	8	3.5
111025	1025	10	5.5


Puncture resistant, solid rubber tire on one-piece polyolefin hub with semi-precision bearings.



P/N	M/N	D"	WT.(LBS.)
10830	830	8	2.0
101030	1030	10	3.0

Puncture resistant, non-marking balloon cushion rubber on one-piece polyolefin hub with semi-precision bearings.

MICROCELLULAR



P/N	M/N	D"	WT.(LBS.)
131010	1010	10	4.0

Puncture resistant, non-marking tire on one-piece steel hub with semi-precision bearings.



P/N	M/N	D"	WT.(LBS.)
111070	1070	10	2.5

Puncture resistant, non-marking microcellular tire on one-piece high-density, interlocking polyethylene hub with semi-precision bearings.



P/N	M/N	D"	WT.(LBS.)
111075	1075	10	3.0

Puncture resistant, non-marking microcellular tire on one-piece high-density, interlocking polyethylene hub with semi-precision bearings.




P/N	M/N	D"	WT.(LBS.)
111080	1080	10	4.0

Puncture resistant, non-marking microcellular tire on one-piece high-density, interlocking polyethylene hub with semi-precision bearings.



Flow through design interlocks rubber, preventing run-off and scalping. (111070, 111075 and 111080 wheels)

PNEUMATIC



P/N	M/N	D"	WT.(LBS.)
121060	1060	10	4.5

4-ply tube-type tire with three-piece off-set hub and semi-precision bearings.

SS™ HAND TRUCK

Options & Accessories

FRAME EXTENSIONS



P/N	H"	WT.(LBS.)
40050	55	1.5
40010	60	1.5
40011	68	2.5

Hi-U frame extensions add height and stability for taller loads (hardware required).



P/N	H"	WT.(LBS.)
40050F	55	2.0
40010F	60	2.0
40011F	68	2.5

Hi-U frame extensions with foam sleeve (hardware required).



P/N	WT.(LBS.)
302497	0.5

Padded cover for Hi-U frame extensions.

KEG HOOKS



P/N	L"	WT.(LBS.)
32511	4	1.5
32513	5	1.5

Sliding keg hook swings out of the way when not in use. 4" hook for straight side kegs and 5" hook for barrel-style kegs. For use with 300051 frame only (rod and hardware required).



P/N	WT.(LBS.)
301121K	0.5

Holds keg in place securely. For use with 300021 frame only.

ACCESSORY BAGS



P/N	L"	W"	WT.(LBS.)
302681	16-½	12	1.0

- 2 top pockets, sealed with Velcro 10" long x 6" wide
- 1 tool pocket 12" wide x 3-½" deep



P/N	L"	W"	WT.(LBS.)
302680	13	8	0.5

- Main pocket 13" long x 8" wide x 2" deep with 1 Velcro strap
- Outside pocket 5-¼" long x 5-½" wide



P/N	L"	W"	WT.(LBS.)
302682	12-½	12	1.0

- 1 pocket 11" deep x 9" wide



P/N	L"	W"	WT.(LBS.)
302683	29	12	1.0

- 2 top pockets, sealed with Velcro 10-½" long x 6" wide
- 1 tool pocket 12" wide x 3-½" deep
- 1 pocket 11-½" wide x 12" deep

STAIR CLIMBER



P/N	WT.(LBS.)
86101	5.5

Heavy-duty cast stair climbers with replaceable low-friction polymer glide bars.

HAND TRUCK CONVERSION KITS

The conversion from a standard truck to a Self-Stabilizing truck is simple and cost effective. Kits work on standard two-wheel: hand trucks, folding hand trucks, snack trucks, and parcel truck.

	MODELS WITHOUT STAIR CLIMBERS		MODELS WITH STAIR CLIMBERS*			
	10815 WHEELS	WT.(LBS.)	ALL OTHER WHEELS	WT.(LBS.)	P/N	WT.(LBS.)
Standard axle double roller	302914	10.5	302912	11.0	302973	15.75
Stress proof axle double roller	302915	10.5	302913	11.0	302974	15.75
Standard axle triple roller	302918	11.5	302916	11.5	302977	16.0
Stress proof axle triple roller	302919	11.5	302917	11.5	302978	16.0

* Kits compatible with standard two-wheel hand trucks only. Not compatible with 8" wheels.

MAGLINER®
magliner.com

Magline, Inc.
1205 West Cedar Street Standish, MI 48658
1.800.MAGLINE (624.5463)
(989) 512.1000 (Outside U.S. & Canada)
Fax: (989) 803.5941