

STAIR CRAWLER KIT ASSEMBLY

PARTS LIST

DESCRIPTION	PART NUMBER	QTY
Stair crawler mount, RH	308242	1
Stair crawler mount, LH	308243	1
Stair crawler	302118	2
Spacer for stair crawler	302119	4
Hex head cap screw - 3/8"-16 x 1-1/4" long	80026	4
Hex lock nut with flange - 3/8"-16	80624	4
Pan head machine screw - 1/4"-20 x 1" long	80102	2
Hex lock nut - 1/4"-20	80675	2
Hex head cap screw - 5/16"-18 x 1" long	80011	2
Hex lock nut - 5/16"-18	80676	2


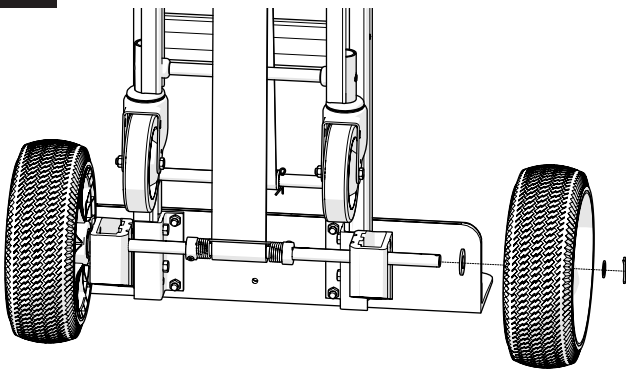
TOOLS REQUIRED

- #3 PHILLIPS SCREWDRIVER
- 7/16" SOCKET
- 9/16" WRENCH
- 9/16" SOCKET
- DRILL IMPACT
- RATCHET
- PLIERS

Use a workbench or table of convenient height and place all components in view and within reach. The following assembly sequence is recommended:


1

Remove the wheels by removing the cotter pins in the axle with pliers.




2

Install two 1" long hex head cap screws.




3

Install the stair crawler mount brackets as shown. Do not fully tighten the 5/16"-18 lock nuts; finger-tighten only for now to allow for final adjustments.



4

Align the top of the stair crawler brackets with bolt holes on outside of frame. Then fasten with 1" long pan head machine screws and 1/4"-20 lock nuts.



5

Fully tighten hardware at this point (1/4"-20 fasteners to 50-60 in.-lbs. torque; 5/16"-18 fasteners to 120-140 in.-lbs. torque).



6

Install the spacers onto the stair crawler on the same side as the lock nut, as shown.

302118
x 2

302119
x 4




7


Install the stair crawler onto the mount brackets with the 1-1/4" long hex head cap screws. Be sure that the bolt heads are on the inside of the mount bracket.

Fasten with the 3/8"-16 lock nuts. Be sure the lock nuts are on the outside of the stair crawlers. Tighten to 275-300 in.-lb. of torque.

80026
x 4




80624
x 4



8

Below is a photo of the stair crawlers once fully assembled.

Reinstall the wheels to the Appliance Truck.



Magline, Inc.

1205 W. Cedar Street • Standish, MI 48658 USA
1-800-MAGLINE (624-5463) • (989) 512-1000 (outside U.S. & Canada)
www.magliner.com