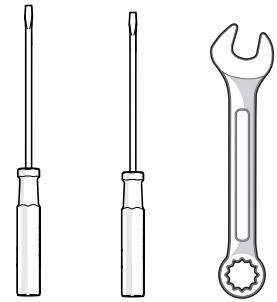


CROSS BRACE FOR RECESSED FOLDING NOSE

This kit is only compatible with Magliner frames with the bolted cross brace construction.
This is not compatible with frames with riveted cross brace construction.

TOOLS REQUIRED



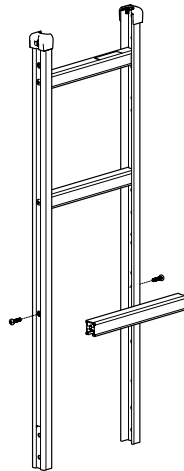
T30 Torx No. 3 7/16"

PARTS LIST

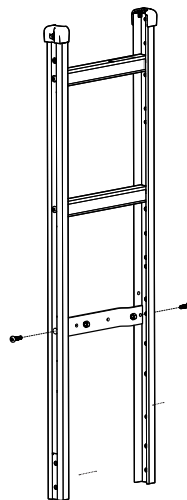
Description	Qty	Part ID
Cross brace for recessed folding nose	1	302112
Pan head machine screw - 1/4" x 3/4" long	2	80256
Flanged lock nut - 1/4"-20	2	80614

1

Remove the bottom cross brace using the T30 Torx driver.

**2**

Line up the new cross brace with the holes where the original cross brace had been fastened. Secure with the pan head machine screws and flanged lock nuts. Tighten to 50-60 in.-lbs. of torque.

**Magline, Inc.**

1205 W. Cedar Street • Standish, MI 48658 USA
1-800-MAGLINE (624-5463) • (989) 512-1000 (outside U.S. & Canada)
www.magliner.com