


RAMP SELECTION GUIDE



Note: Magliner ramps are not made for use with powered equipment, pallet jacks or wheel chairs/people moving devices. Recommended for hand truck use only.

STEP 1 - DEFINE RAMP WIDTH

Van Ramps



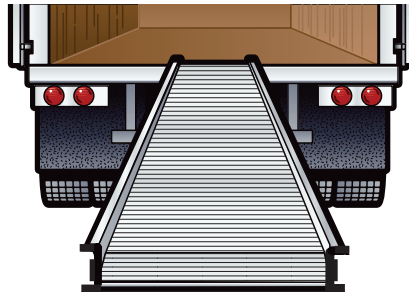
Apron Model

APRON MODEL SPECIFICATIONS							
NOMINAL LENGTHS	MAX HEIGHT RANGE	ACTUAL LENGTH	RATED CAPACITY (LBS)	2,900 SERIES		3,900 SERIES	
				P/N	WEIGHT (LBS)	P/N	WEIGHT (LBS)
3'	9"	36"	3,000	VR29032	36	VR39032	43
4'	12"	45"	3,000	VR29042	41	VR39042	53
5'	18"	63"	3,000	VR29052	54	VR39052	67
6'	21"	72"	2,800	VR29062	57	VR39062	76
7'	27"	90"	2,800	VR29072	72	VR39072	90
8'	31"	99"	2,500	VR29082	78	VR39082	98
9'	34"	108"	2,500	VR29092	86	VR39092	108
10'	37"	117"	2,200	VR29102	93	VR39102	114
12'	46"	144"	1,900	VR29122	110	VR39122	139
14'	52"	162"	1,600	VR29142	123	VR39142	151
16'	61"	189"	1,000	VR29162	147	VR39162	176



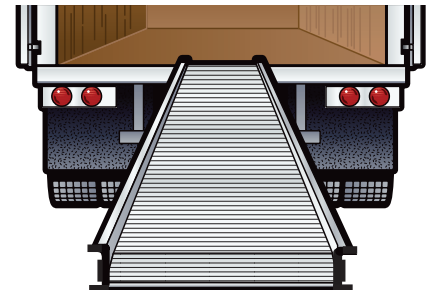
Hook Model

HOOK MODEL SPECIFICATIONS*							
NOMINAL LENGTHS	MAX HEIGHT RANGE	ACTUAL LENGTH	RATED CAPACITY (LBS)	2,900 SERIES		3,900 SERIES	
				P/N	WEIGHT (LBS)	P/N	WEIGHT (LBS)
3'	13"	39"	3,000	VR29031	33	VR39031	41
4'	16"	48"	3,000	VR29041	40	VR39041	49
5'	22"	66"	3,000	VR29051	50	VR39051	65
6'	25"	75"	2,800	VR29061	56	VR39061	70
7'	32"	93"	2,800	VR29071	72	VR39071	90
8'	35"	102"	2,500	VR29081	75	VR39081	93
9'	38"	111"	2,500	VR29091	83	VR39091	106
10'	41"	120"	2,200	VR29101	89	VR39101	109
12'	50"	147"	1,900	VR29121	107	VR39121	133
14'	56"	165"	1,600	VR29141	119	VR39141	148
16'	66"	192"	1,000	VR29161	140	VR39161	172



← 26-¹/₄" usable →

← 28-³/₄" overall →



← 37" usable →

← 39-¹/₄" overall →

2900 Series

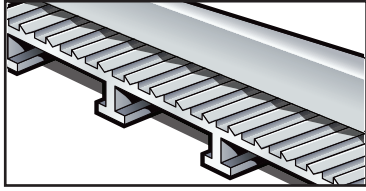
3900 Series

*For hook models, notches in the truck's rear apron will need to be spaced center-to-center as follows:

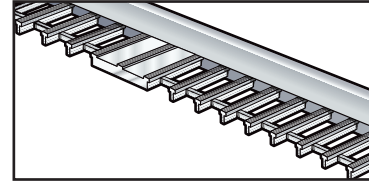
- 2900 series - 24-¹/₂"
- 3900 series - 35-¹/₄"

STEP 1 - DEFINE RAMP WIDTH

Slider® and Posi-Step® Ramps



Slider® Traction Surface



Posi-Step® Traction Surface

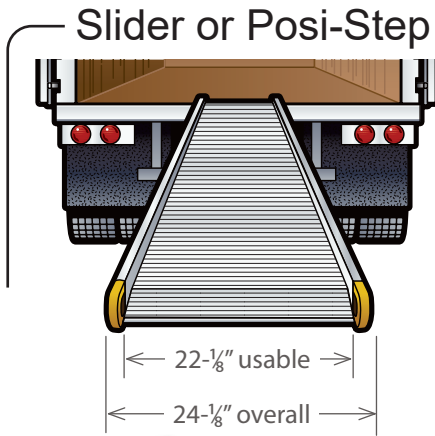
SPECIFICATIONS		
	SLIDER OR POSI	SLIDER RAMP ONLY
	2,400 SERIES	2,600 SERIES
Carrier height	5-3/8"	5-3/8"
Carrier width	25"	27-1/4"
Ramp rail height	3-7/8"	3-7/8"
Ramp curb height	1-9/16"	1-9/16"

SPECIFICATIONS								
	10' MODELS		12' MODELS		14' MODELS		16' MODELS	
	SLIDER	POSI	SLIDER	POSI	SLIDER	POSI	SLIDER	POSI
Length of carrier	141"	141"	159"	159"	186"	186"	213"	213"
Length of ramp	120"	120"	138"	138"	165"	165"	192"	192"
Ramp capacity (lbs.)	1,500	1,000	1,500	1,000	1,300	1,000	900	1,000
Minimum body length	12' Min.	12' Min.	14' Min.	14' Min.	16' Min.	16' Min.	18' Min.	18' Min.

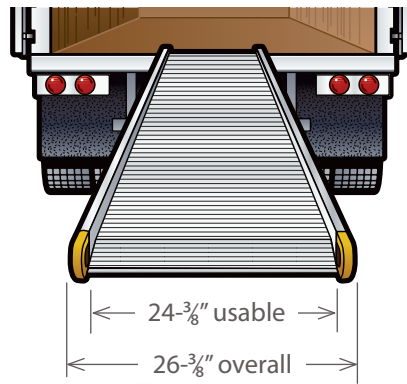
Slider Ramps and Posi-Step Ramps Are Shipped Completely Assembled For Easy Installation.

All Slider and Posi-Step Ramp Parts Are Replaceable.

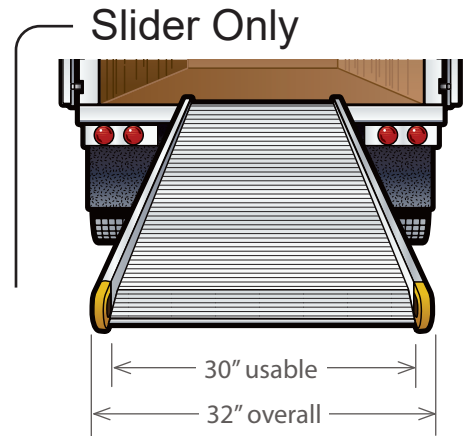
IMPORTANT: Dimensions shown are nominal. Actual dimensions may vary by as much as $\pm 1/2"$ (Ramp and carrier may be more).



Downsized Truck Chassis
2400 Series



Standard Truck Chassis
2600 Series

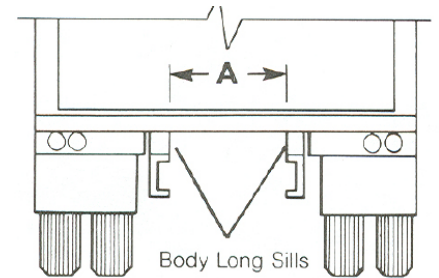


Trailer & Wide Truck Chassis
3200 Series

Other Requirements:

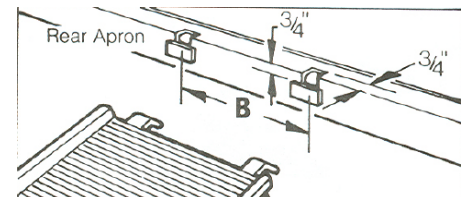
A. The clearance between the body long sills and hanger bolts must be a minimum of:

- 2400 series - 25-1/4"
- 2600 series - 27-1/2"
- 3200 series - 33-1/8"



B. Slider and Posi-Step ramps require notches in the rear apron of the truck. Notches will need to be spaced, center to center, as follows:

- 2400 series - 20-3/4"
- 2600 series - 23"
- 3200 series - 28-5/8"



STEP 2 - DEFINE RAMP LENGTH

Use the chart below for any Magliner ramp.

Dock or Truck Bed Height in Inches	Ramp Length Shown in Feet and Inches							
	6' (72")	7' (84")	8' (96")	9' (108")	10' (120")	12' (144")	14' (168")	16' (192")
20" (1.6')	16.5°	14.0°	12.0°	10.5°	9.5°	7.5°	6.5°	5.5°
22" (1.8')	17.5°	15.0°	13.5°	11.5°	10.5°	9.0°	7.5°	6.5°
24" (2')	19.5°	16.5°	14.5°	13.0°	11.5°	9.5°	8.0°	7.5°
26" (2.2')	21.5°	18.0°	15.5°	14.0°	12.5°	10.5°	9.0°	8.0°
28" (2.3')	22.5°	19.5°	17.0°	15.0°	13.5°	11.0°	9.5°	8.5°
30" (2.5')			18.0°	16.0°	14.5°	12.0°	10.5°	9.0°
32" (2.7')			19.5°	17.0°	15.5°	13.0°	11.0°	9.5°
34" (2.8')				18.5°	16.5°	13.5°	11.5°	10.0°
36" (3')				19.5°	17.5°	14.5°	12.5°	11.0°
38" (3.2')					18.5°	15.5°	13.0°	11.5°
40" (3.3')					19.5°	16.0°	14.0°	12.0°
42" (3.5')						17.0°	14.5°	12.5°
44" (3.7')						18.0°	15.0°	13.5°
46" (3.8')						18.5°	16.0°	14.0°
48" (4')						19.5°	16.5°	14.5°
50" (4.2')							17.5°	15.0°
52" (4.3')							18.0°	15.5°
54" (4.5')							18.5°	16.5°
56" (4.7')							19.5°	17.0°
58" (4.8')							20.0°	17.5°
60" (5')								18.5°

MAGLINE, INC.

1205 W. Cedar Street • Standish, MI 48658 USA
 1-800-MAGLINE (624-5463) • (989) 512-1000 (outside U.S. & Canada)

www.magliner.com